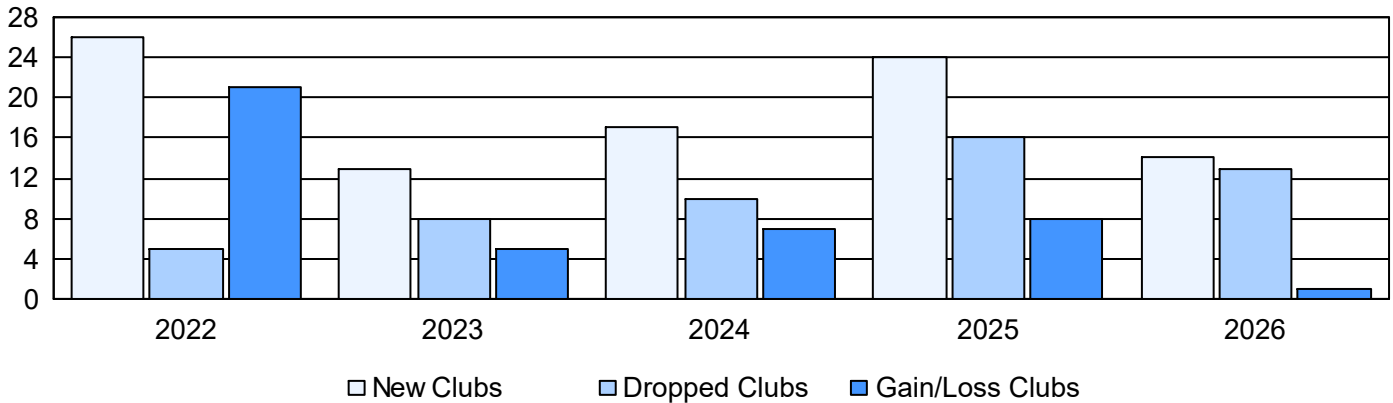


Multiple District H

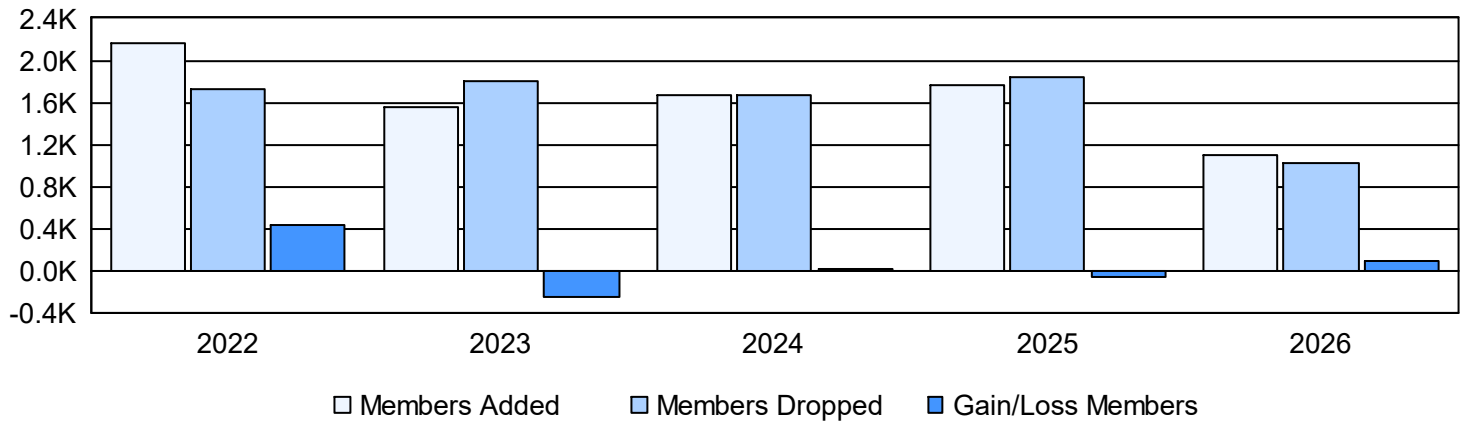
As of March 2026 Cumulative

Year	New Clubs	Dropped Clubs	Gain/ Loss Clubs	New Members	Charter Members	Reinstate Members	Transfer Members	Total Member Added	Total Members Dropped	Gain/ Loss Members
2021-2022	26	5	21	1,253	732	122	47	2,154	1,728	426
2022-2023	13	8	5	984	435	106	29	1,554	1,796	-242
2023-2024	17	10	7	1,036	454	129	48	1,667	1,660	7
2024-2025	24	16	8	906	562	239	61	1,768	1,836	-68
2025-2026	14	13	1	580	344	152	31	1,107	1,018	89
Average	19	10	8	952	505	150	43	1,650	1,608	42

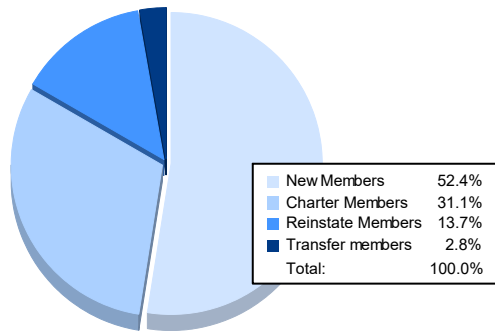
Clubs



Members



Membership Composition March 2026 Cumulative



Gender Composition March 2026 Cumulative

